

PureLine DCD PH

UV CHLORINE DIOXIDE REMOVAL FOR FOOD AND BEVERAGE

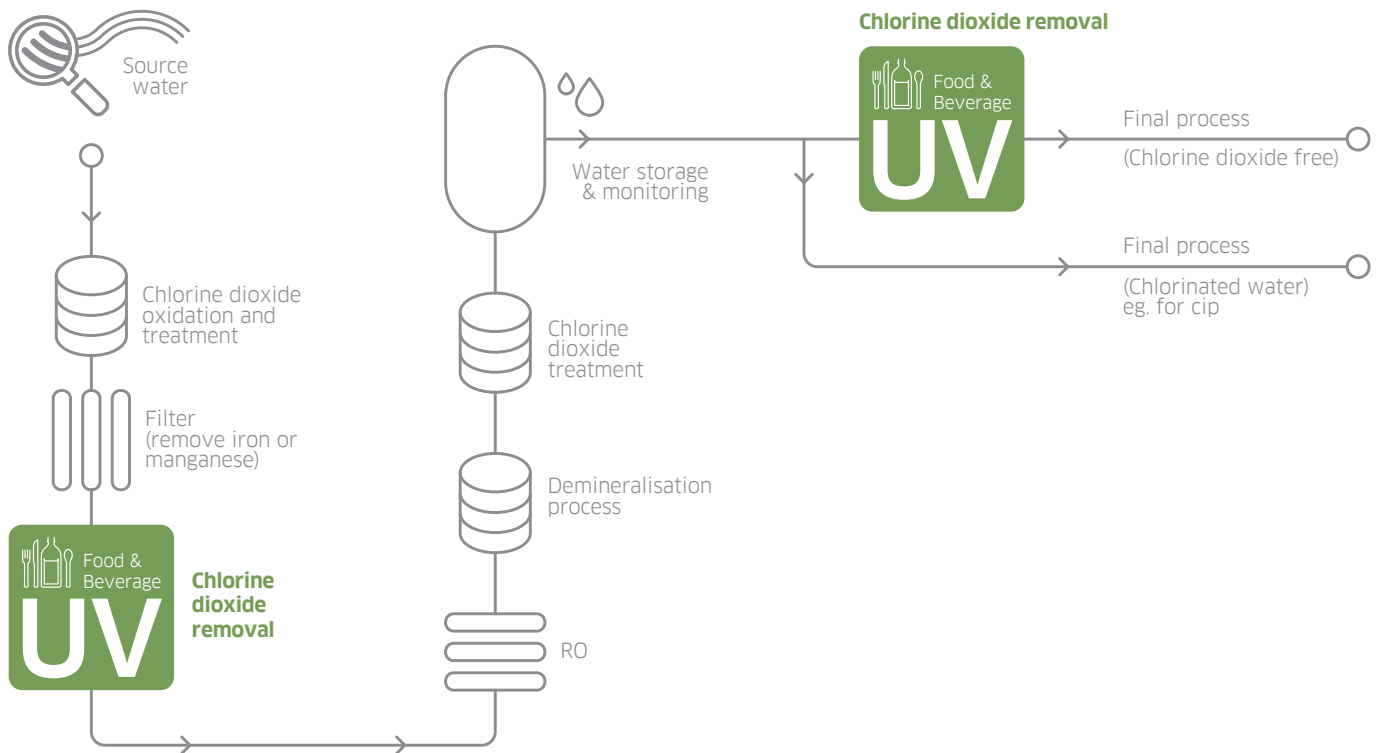
Our **PureLine DCD PH** UV systems deliver guaranteed high UV doses for effective chlorine dioxide removal and treatment for the food and beverage industries. By using UV to remove chlorine dioxide we protect RO membranes from both residual chlorine dioxide and bio-fouling.

UV chlorine dioxide removal provides distinct advantages over traditional technologies such as Activated Carbon Filtration (ACF) or Ferrous Salt dosing. These proven chlorine dioxide removal methods are prone to microbial contamination and require significantly more operator involvement and plant room space than UV, leading to higher lifetime costs.



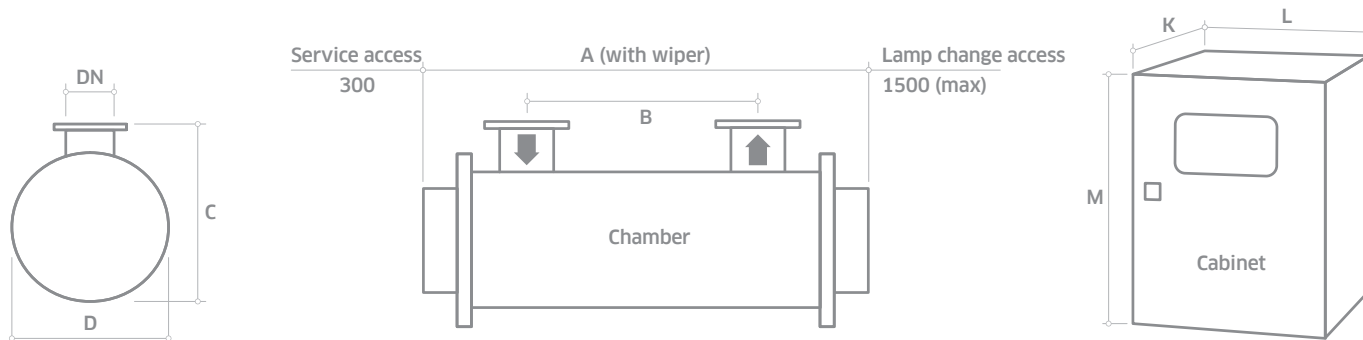
Application
Optimised UV for
Food & Beverage

POTENTIAL LOCATIONS OF THE PURELINE DCD PH™



KEY FEATURES	WHAT IT GIVES YOU	BENEFITS FOR YOU
INTELLIGENCE		
UV intensity monitor	Continuous verification of performance with in-built low intensity alarm	Easy to monitor and log system performance
OPTIMISATION		
Medium pressure lamp	Provides high intensity UV light at 200 to 400 nm wavelengths ideal for the destruction of chlorine dioxide (ClO ₂ and OCl ⁻)	Prolongs the life of RO equipment by removing chlorine dioxide
	Chemical free reduction of chlorine dioxide	No risk of contamination or running out of chemical
	Unlike ACF does not require backwashing or media replacement	Saves on water and maintenance costs
Designed for the food and beverage industry	Provides high intensity active wavelengths to treat the water	Prolongs the life of RO equipment compared to ACF by reducing the bio-burden
	FDA-approved materials used for all wetted parts	Industry compliant materials
	*Chamber with <0.38 µm internal surface finish and tri-clamp connections	Sanitary design
	*Automatic wiper (quartz cleaning)	Self cleaning to maintain performance
INTEGRATION		
Compact design	Can be fitted to skids	Easy integration
	Can be retrofitted to existing process	
Robust design	Maximum of 2 service visits annually	Easy to maintain compared to ACF and Ferrous salt dosing

*Option



MODEL NUMBER	MAX POWER (W)	MIN T10(%)	DIMENSIONS (MM)							APPROX WEIGHT (KG)			
			Chamber					Cab.	Cabinet (fan cooled)			Chamber Empty	Cabinet Fan cooled
			A	B	C	D	DN		K*	L	M**		
PureLine DCD PH 20	4.2	85	1300	674	319	240	100	1	330	750	850	50	85
PureLine DCD PH 30	4.2	90	1300	674	420	290	150	1	330	750	850	65	85
PureLine DCD PH 40	5.8	85	1300	674	420	290	150	1	330	900	1100	65	165
PureLine DCD PH 50	16.5	65	1300	674	420	290	150	1	330	1100	1600	65	282
PureLine DCD PH 60	25.2	65	1300	674	505	410	250	1 CC	330	900	1100	140	165
								1 PC	330	1100	1600		282

All dimensions are approximate for clearance purposes only. We have a policy of continuous product development, exact drawings are available on request.

All specifications are subject to change without notification. Your distributor or our account manager can advise on correct sizing and specification requirements.

* Allow dimension L in front of cabinet for door opening and panel access.

** M dimension includes the space for the cabinet mounting brackets but you need to allow space below the cabinet for cable entry and access (minimum of 250 mm).
CC: Control Cabinet, PC: Power Cabinet

UV CHAMBER

Material:	Stainless steel 316L / 1.4404
Internal finish:	As made pipe and tube, welds as laid, electropolished and passivated
External finish:	Sateen polish (120 grit) electropolished and passivated
Process (mating) connections:	Flange EN 1092-1 PN16
Drain connection:	Tri-clamp
End plate:	Removable end plate
Degree of protection:	IP65 equivalent to NEMA 4 but not for outside use
Arc tube (lamp):	Medium pressure
Arc tube enclosure:	Pure quartz (F200)
Number of arc tubes (lamps):	1 (DCD PH 20-40), 4 (DCD PH 50), 6 (DCD PH 60)
Expected lamp life:	8000 hours, 4000 hours DCD PH 40
Temperature sensor:	Yes
UV monitor:	Wet UV monitor (if above minimum T10)
Working fluid temperature:	1°C to 60°C (80°C unwiped)
Maximum CIP temperature:	95°C with cabinet electrically isolated
Hydrostatically pressure tested:	Yes to PED requirements EN 13445
Chamber mounting:	Horizontal only
Operating pressure:	6 bar (positive pressure only)
Seals:	EPDM, ADI free, EC 1935/2004, FDA 21 CFR 177.2600 approved

OPTIONS

Document Support Pack
Cabinet material: Stainless steel 316
Operation and Maintenance manual and printed Installation and Commissioning manual in Chinese, English, French, German and Spanish
Wiper: Automatic (electrically driven)
Flange options: ANSI 150, JIS, Table 'E' and tri-clamp
Chamber internal finish: <0.38 µm welds polished out, electropolished and passivated
Lead length: 20 m, 30 m or 50 m cabinet to chamber
Maximum CIP temperature: 130°C (panel switched off)
Welder Document Pack for chamber construction
Bleed valve: Hygienic valve with tri-clamp connection

OPTIONS (CONTINUED)

Skid mounting (not shipboard or earthquake zone)
Operating pressure: 10 bar
Air vent connection: Tri-clamp blanked off
Stainless steel cabinet IP upgrade: air to air heat exchangers stainless steel IP 56, NEMA 4X, relative humidity <95% non-condensing. If fitted no UL listing. See sales drawings for sizes.
Aggressive water package: For 400 ppm to 20000 ppm chloride water
UV Disconnect™: Power cut-out for lamp access (except DCD PH 50 - 60)
Water leak detection: Detects water leaks from quartz sleeve (except DCD PH 50 - 60)
Arc tube enclosure: Doped quartz F240 (reduces performance)

CABINET (CONTROLLER PHOTON)

Material:	Polyester coated carbon steel
Degree of protection:	IP54 NEMA 12
Supply voltages (nominal):	DCD PH 20-40 190 V to 480 V (+/-10%) DCD PH 50-60 380 V to 480 V (+/-10%) 50/60 Hz
Operating temperature range:	5°C to 40°C
Relative humidity:	<85% non-condensing
Cooling fans:	Yes
Interconnecting cable lengths:	10 m cabinet to chamber

CUSTOMER OUTPUTS

4-20 mA passive or active output:	UV intensity %
VFC outputs:	System warning, lamp ready, low UV intensity, common trip, remote reset, ELCB or water leak, system available, local or remote mode

CUSTOMER INPUTS

4-20 mA passive or active input:	Flow meter
VFC inputs:	Remote stop/start and remote reset

CUSTOMER COMMUNICATIONS PORT

None

APPROVALS

CE marked, UL listed E149108



PureLine DC+DCD

Also available in our Food & Beverage product range...



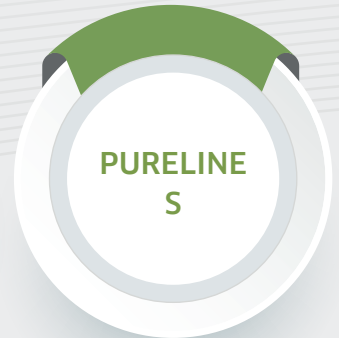
Treatment as part of a multi-barrier approach



Ozone removal and treatment



3rd party bioassayed systems for critical treatment or as a pathogen barrier



Sugar syrup treatment

Canada

+1 980 256 5700
americas@nuvonicuv.com

China

+86 21 6167 9599
apac@nuvonicuv.com

Germany

+44 175 351 5300
emea@nuvonicuv.com

Malaysia

+60 16 440 8834
sea@nuvonicuv.com



Mexico

+1 980 256 5700
americas@nuvonicuv.com

United Kingdom

+44 175 351 5300
emea@nuvonicuv.com

USA

+1 980 256 5700
americas@nuvonicuv.com



NUVONIC

A Halma company

formerly Aquionics, Berson, Hanovia and Orca GmbH

